

FORM NO. MGT-7A

[Pursuant to sub-section(1) of section 92 of the Companies Act, 2013 and sub-rule (1) of rule 11 of the Companies (Management and Administration) Rules, 2014]



सत्यमेव जयते

Abridged Annual Return for OPCs and Small Companies

Form language English Hindi

Refer the instruction kit for filing the form.

I. REGISTRATION AND OTHER DETAILS

(i) * Corporate Identification Number (CIN) of the company

U99999MH1999PTC122702

Pre-fill

Global Location Number (GLN) of the company

* Permanent Account Number (PAN) of the company

AABCC9172D

(ii) (a) Name of the company

CHARTERED FINANCE MANAG

(b) Registered office address

201, WAKEFIELD HOUSE,
SPROTT ROAD
MUMBAI
Maharashtra
400038

(c) *email-ID of the company

cfmLtd@gmail.com

(d) *Telephone number with STD code

02222696944

(e) Website

(iii) Date of Incorporation

18/11/1999

(iv)	Type of the Company	Category of the Company	Sub-category of the Company
	Private Company	Company limited by shares	Indian Non-Government company

(v) Whether company is having share capital

Yes

No

(vi) Whether the form is filed for

OPC

Small Company

(vii) *Financial year From (DD/MM/YYYY) To (DD/MM/YYYY)

(viii) *Whether Annual General Meeting (AGM) held (not applicable in case of OPC)

Yes No

(a) If yes, date of AGM

(b) Due date of AGM

(c) Whether any extension for AGM granted Yes No

II. PRINCIPAL BUSINESS ACTIVITIES OF THE COMPANY

*Number of business activities

S.No	Main Activity group code	Description of Main Activity group	Business Activity Code	Description of Business Activity	% of turnover of the company
1	K	Financial and insurance Service	K7	Financial Advisory, brokerage and Consultancy Services	97.92
2	D	Electricity, gas, steam and air condition supply	D1	Electric power generation, transmission and distribution	2.08

III. PARTICULARS OF ASSOCIATE COMPANIES (INCLUDING JOINT VENTURES) (not applicable for OPC)

*No. of Companies for which information is to be given

Pre-fill All

S.No	Name of the company	CIN / FCRN	Associate/ Joint venture	% of shares held
1	CFM ASSET RECONSTRUCTION	U67100GJ2015PTC083994	Associate	20.19

IV. SHARE CAPITAL, DEBENTURES AND OTHER SECURITIES OF THE COMPANY

(i) *SHARE CAPITAL

(a) Equity share capital

Particulars	Authorised capital	Issued capital	Subscribed capital	Paid Up capital
Total number of equity shares	2,000,000	1,498,500	1,498,500	1,498,500
Total amount of equity shares (in rupees)	20,000,000	14,985,000	14,985,000	14,985,000

Number of classes

Class of Shares	Authorised capital	Issued capital	Subscribed capital	Paid Up capital
Equity Share Capital				

Number of equity shares	2,000,000	1,498,500	1,498,500	1,498,500
Nominal value per share (in rupees)	10	10	10	10
Total amount of equity shares (in rupees)	20,000,000	14,985,000	14,985,000	14,985,000

(b) Preference share capital

Particulars	Authorised capital	Issued capital	Subscribed capital	Paid Up capital
Total number of preference shares	0	0	0	0
Total amount of preference shares (in rupees)	0	0	0	0

Number of classes

0

Class of Shares	Authorised capital	Issued capital	Subscribed capital	Paid up capital
Number of preference shares				
Nominal value per share (in rupees)				
Total amount of preference shares (in rupees)	0	0		

(c) Unclassified share capital (not applicable for OPC)

Particulars	Authorised Capital
Total amount of unclassified shares	0

(d) Break-up of paid-up share capital (not applicable for OPC)

Class of shares	Number of shares	Total nominal Amount	Total Paid-up amount	Total premium
Equity shares				
At the beginning of the year	1,498,500	14,985,000	14,985,000	
Increase during the year	0	0	0	0
i. Public Issues	0	0	0	0
ii. Rights issue	0	0	0	0
iii. Bonus issue	0	0	0	0
iv. Private Placement/ Preferential allotment	0	0	0	0
v. ESOPs	0	0	0	0
vi. Sweat equity shares allotted	0	0	0	0

vii. Conversion of Preference share	0	0	0	0
viii. Conversion of Debentures	0	0	0	0
ix. GDRs/ADRs	0	0	0	0
x. Others, specify <input type="text"/>				
Decrease during the year	0	0	0	0
i. Buy-back of shares	0	0	0	0
ii. Shares forfeited	0	0	0	0
iii. Reduction of share capital	0	0	0	0
iv. Others, specify <input type="text"/>				
At the end of the year	1,498,500	14,985,000	14,985,000	
Preference shares				
At the beginning of the year	0	0	0	
Increase during the year	0	0	0	0
i. Issues of shares	0	0	0	0
ii. Re-issue of forfeited shares	0	0	0	0
iii. Others, specify <input type="text"/>				
Decrease during the year	0	0	0	0
i. Redemption of shares	0	0	0	0
ii. Shares forfeited	0	0	0	0
iii. Reduction of share capital	0	0	0	0
iv. Others, specify <input type="text"/>				
At the end of the year	0	0	0	

(ii) Details of shares/Debentures Transfers since closure date of last financial year (or in the case of the first return at any time since the incorporation of the company) * (not applicable for OPC)

Nil

[Details being provided in a CD/Digital Media]

Yes No Not applicable

Separate sheet attached for details of transfers

Yes No

Note: In case list of transfer exceeds 10, option for submission as a separate sheet attachment or submission in a CD/Digital Media may be shown.

Date of Previous AGM		23/09/2021	
Date of Registration of Transfer		24/09/2021	
Type of Transfer	Equity Shares	1 - Equity, 2- Preference Shares,3 - Debentures, 4 - Stock	
Number of Shares/ Debentures/ Units Transferred	23,000	Amount per Share/ debenture/unit (in Rs.)	10
Ledger Folio of Transferor		IN30226990063333	
Transferor's Name	Private Limited		Calculus Properties
	Surname	Middle name	First name
Ledger Folio of Transferee		IN30377810019007	
Transferee's Name	Bhandari		Premlata
	Surname	middle name	first name

Date of Registration of Transfer		24/09/2021	
Type of Transfer	Equity Shares	1 - Equity, 2- Preference Shares,3 - Debentures, 4 - Stock	
Number of Shares/ Debentures/ Units Transferred	46,000	Amount per Share/ debenture/unit (in Rs.)	10
Ledger Folio of Transferor		IN30226990063333	
Transferor's Name	Private Limited		Calculus Properties
	Surname	Middle name	First name
Ledger Folio of Transferee		IN30302875856703	
Transferee's Name	Private Limited		APB Exim
	Surname	middle name	first name

Date of Registration of Transfer		15/10/2021	
Type of Transfer	Equity Shares	1 - Equity, 2- Preference Shares,3 - Debentures, 4 - Stock	
Number of Shares/ Debentures/ Units Transferred	38,150	Amount per Share/ debenture/unit (in Rs.)	10
Ledger Folio of Transferor		IN30226990063333	
Transferor's Name	Private Limited		Calculus Properties
	Surname	Middle name	First name
Ledger Folio of Transferee		IN30302892261657	
Transferee's Name	Porwal		Richa
	Surname	middle name	first name

Date of Registration of Transfer		15/10/2021	
Type of Transfer	Equity Shares	1 - Equity, 2- Preference Shares,3 - Debentures, 4 - Stock	
Number of Shares/ Debentures/ Units Transferred	18,000	Amount per Share/ debenture/unit (in Rs.)	10
Ledger Folio of Transferor		IN30226990063333	
Transferor's Name	Private Limited		Calculus Properties
	Surname	Middle name	First name
Ledger Folio of Transferee		IN30377810013426	
Transferee's Name	Bhandari		Arvind
	Surname	middle name	first name

Date of Registration of Transfer		15/10/2021	
Type of Transfer	Equity Shares	1 - Equity, 2- Preference Shares,3 - Debentures, 4 - Stock	
Number of Shares/ Debentures/ Units Transferred	18,500	Amount per Share/ debenture/unit (in Rs.)	10
Ledger Folio of Transferor		IN30226990063333	
Transferor's Name	Private Limited		Calculus Properties
	Surname	Middle name	First name
Ledger Folio of Transferee		IN30377810015758	
Transferee's Name	Private Limited		Shubh Nirman
	Surname	middle name	first name

Date of Registration of Transfer		15/10/2021	
Type of Transfer	Equity Shares	1 - Equity, 2- Preference Shares,3 - Debentures, 4 - Stock	
Number of Shares/ Debentures/ Units Transferred	20,350	Amount per Share/ debenture/unit (in Rs.)	10
Ledger Folio of Transferor		IN30226990063333	
Transferor's Name	Private Limited		Calculus Properties
	Surname	Middle name	First name
Ledger Folio of Transferee		IN30377810019007	
Transferee's Name	Bhandari		Premkata
	Surname	middle name	first name

Date of Registration of Transfer		15/10/2021	
Type of Transfer	Equity Shares	1 - Equity, 2- Preference Shares,3 - Debentures, 4 - Stock	
Number of Shares/ Debentures/ Units Transferred	24,000	Amount per Share/ debenture/unit (in Rs.)	10
Ledger Folio of Transferor		IN30226990063333	
Transferor's Name	Private Limited		Calculus Properties
	Surname	Middle name	First name
Ledger Folio of Transferee		IN30302875856703	
Transferee's Name	Private Limited		APB Exim
	Surname	middle name	first name

Date of Registration of Transfer		24/12/2021	
Type of Transfer	Equity Shares	1 - Equity, 2- Preference Shares,3 - Debentures, 4 - Stock	
Number of Shares/ Debentures/ Units Transferred	15,000	Amount per Share/ debenture/unit (in Rs.)	10
Ledger Folio of Transferor		IN30226914829242	
Transferor's Name	Porwal HUF		Shriprakash
	Surname	Middle name	First name
Ledger Folio of Transferee		IN30302892261657	
Transferee's Name	Porwal		Richa
	Surname	middle name	first name

Date of Registration of Transfer			
Type of Transfer		1 - Equity, 2- Preference Shares,3 - Debentures, 4 - Stock	
Number of Shares/ Debentures/ Units Transferred		Amount per Share/ debenture/unit (in Rs.)	
Ledger Folio of Transferor			
Transferor's Name			
	Surname	Middle name	First name
Ledger Folio of Transferee			
Transferee's Name			
	Surname	middle name	first name

(iii) *Debentures (Outstanding as at the end of financial year)

Particulars	Number of units	Nominal value per unit	Total value
Non-convertible debentures	0	0	0
Partly convertible debentures	0	0	0
Fully convertible debentures	0	0	0
Total			0

Details of debentures

Class of Debentures	Outstanding as at the beginning of the year	Increase during the year	Decrease during the year	Outstanding as at the end of the year
Non-convertible debentures	0	0	0	0
Partly convertible debentures	0	0	0	0
Fully convertible debentures	0	0	0	0

(iv) Securities (other than shares and debentures) (not applicable for OPC)

0

Type of Securities	Number of Securities	Nominal Value of each Unit	Total Nominal Value	Paid up Value of each Unit	Total Paid up Value
Total					

V. *Turnover and net worth of the company (as defined in the Companies Act, 2013)**(i) Turnover**

200,153,000

(ii) Net worth of the Company

171,713,000

VI. (a) *SHARE HOLDING PATTERN - Promoters (not applicable for OPC)

S. No.	Category	Equity	Preference
--------	----------	--------	------------

		Number of shares	Percentage	Number of shares	Percentage
1.	Individual/Hindu Undivided Family				
	(i) Indian	1,040,500	69.44	0	
	(ii) Non-resident Indian (NRI)	0	0	0	
	(iii) Foreign national (other than NRI)	0	0	0	
2.	Government				
	(i) Central Government	0	0	0	
	(ii) State Government	0	0	0	
	(iii) Government companies	0	0	0	
3.	Insurance companies	0	0	0	
4.	Banks	0	0	0	
5.	Financial institutions	0	0	0	
6.	Foreign institutional investors	0	0	0	
7.	Mutual funds	0	0	0	
8.	Venture capital	0	0	0	
9.	Body corporate (not mentioned above)	0	0	0	
10.	Others	0	0	0	
	Total	1,040,500	69.44		0

Total number of shareholders (promoters)

11

(b) *SHARE HOLDING PATTERN - Public/Other than promoters

S. No.	Category	Equity		Preference	
		Number of shares	Percentage	Number of shares	Percentage
1.	Individual/Hindu Undivided Family				
	(i) Indian	114,500	7.64	0	
	(ii) Non-resident Indian (NRI)	0	0	0	
	(iii) Foreign national (other than NRI)	0	0	0	

2.	Government				
	(i) Central Government	0	0	0	
	(ii) State Government	0	0	0	
	(iii) Government companies	0	0	0	
3.	Insurance companies	0	0	0	
4.	Banks	0	0	0	
5.	Financial institutions	0	0	0	
6.	Foreign institutional investors	0	0	0	
7.	Mutual funds	0	0	0	
8.	Venture capital	0	0	0	
9.	Body corporate (not mentioned above)	168,500	11.24	0	
10.	Others Overseas Non- body corpor	175,000	11.68	0	
	Total	458,000	30.56	0	0

Total number of shareholders (other than promoters)

7

**Total number of shareholders (Promoters+Public/
Other than promoters)**

18

VII. *NUMBER OF PROMOTERS, MEMBERS, DEBENTURE HOLDERS

Details	At the beginning of the year	At the end of the year
Promoters	11	11
Members (other than promoters)	3	7
Debenture holders	0	0

VIII. *MEETINGS OF MEMBERS/CLASS OF MEMBERS/BOARD/COMMITTEES OF THE BOARD OF DIRECTORS

A. MEMBERS/CLASS /REQUISITIONED/CLB/NCLT/COURT CONVENED MEETINGS (not applicable for OPC)

Number of meetings held

2

Type of meeting	Date of meeting	Total Number of Members entitled to attend meeting	Attendance	
			Number of members attended	% of total shareholding
Extra Ordinary General Meeting	11/08/2021	14	7	39.09
Annual General Meeting	23/09/2021	14	7	39.09

B. BOARD MEETINGS (not applicable for OPC)

*Number of meetings held

4

S. No.	Date of meeting	Total Number of directors as on the date of meeting	Attendance	
			Number of directors attended	% of attendance
1	31/08/2021	5	5	100
2	28/12/2021	6	5	83.33
3	08/02/2022	6	6	100
4	25/03/2022	6	5	83.33

C. *ATTENDANCE OF DIRECTORS (not applicable for OPC)

S. No.	DIN	Name of the Director	Board Meetings			Committee Meetings			Whether attended AGM held on 29/09/2022 (Y/N/NA)
			Number of Meetings which director was entitled to attend	Number of Meetings attended	% of attendance	Number of Meetings which director was entitled to attend	Number of Meetings attended	% of attendance	
1	00398979	OMPRAKASH RAMGC	4	4	100	0	0	0	Yes
2	02272425	MALAY MUKHERJEE	4	4	100	0	0	0	No
3	00041874	SUDANTHIRAM	4	4	100	2	2	100	No
4	00011903	ARVIND KARSANDAS	4	3	75	2	2	100	Yes
5	00369321	ARVIND BHANDARI	4	3	75	2	2	100	No
6	07986772	GAYATRI CHAITANYA	3	3	100	0	0	0	Yes
7									
8									
9									

10									
11									
12									
13									
14									
15									

IX. *REMUNERATION OF DIRECTORS

Nil

A. Number of Managing Director, Whole-time Directors and/or Manager whose remuneration details to be entered

2

S. No.	Name	Designation	Gross salary	Commission	Stock Option/ Sweat equity	Others	Total Amount
1	GAYATRI CHAITAN	Managing Director	2,548,000	0	0	0	2,548,000
2	OMPRAKASH RAM	Whole-time Director	7,200,000	0	0	0	7,200,000
	Total		9,748,000	0	0	0	9,748,000

B. Number of other directors whose remuneration details to be entered

4

S. No.	Name	Designation	Gross salary	Commission	Stock Option/ Sweat equity	Others	Total Amount
1	SUDANTHIRAM	Director	0	0	0	200,000	200,000
2	MALAY MUKHERJEE	Director	0	0	0	1,360,000	1,360,000
3	ARVIND KARSAND	Director	0	0	0	160,000	160,000
4	ARVIND BHANDAR	Director	0	0	0	4,960,000	4,960,000
	Total		0	0	0	8,040,000	8,040,000

X. MATTERS RELATED TO CERTIFICATION OF COMPLIANCES AND DISCLOSURES

A. *Whether the company has made compliances and disclosures in respect of applicable provisions of the Companies Act, 2013 during the year Yes No

B. If No, give the reasons/observations

XI. PENALTY AND PUNISHMENT - DETAILS THEREOF

(A) DETAILS OF PENALTIES / PUNISHMENT IMPOSED ON COMPANY/DIRECTORS /OFFICERS Nil

Name of the company/ directors/ officers	Name of the court/ concerned Authority	Date of Order	Name of the Act and section under which penalised / punished	Details of penalty/ punishment	Details of appeal (if any) including present status

(B) DETAILS OF COMPOUNDING OF OFFENCES Nil

Name of the company/ directors/ officers	Name of the court/ concerned Authority	Date of Order	Name of the Act and section under which offence committed	Particulars of offence	Amount of compounding (in rupees)

I/We certify that:

- (a) The return states the facts, as they stood on the date of the closure of the financial year aforesaid correctly and adequately.
- (b) Unless otherwise expressly stated to the contrary elsewhere in this return, the Company has complied with applicable provisions of the Act during the financial year.
- (c) The company has not, since the date of the closure of the last financial year with reference to which the last return was submitted or in the case of a first return since the date of the incorporation of the company, issued any invitation to the public to subscribe for any securities of the company.
- (d) Where the annual return discloses the fact that the number of members, (except in case of a one person company), of the company exceeds two hundred, the excess consists wholly of persons who under second proviso to clause (ii) of sub-section (68) of section 2 of the Act are not to be included in reckoning the number of two hundred.

Declaration

I am authorised by the Board of Directors of the company vide resolution no. ... dated

(DD/MM/YYYY) to sign this form and declare that all the requirements of the Companies Act, 2013 and the rules made thereunder in respect of the subject matter of this form and matters incidental thereto have been complied with. I further declare that:

- Whatever is stated in this form and in the attachments thereto is true, correct and complete and no information material to the subject matter of this form has been suppressed or concealed and is as per the original records maintained by the company.
- All the required attachments have been completely and legibly attached to this form.

Note: Attention is also drawn to the provisions of Section 447, section 448 and 449 of the Companies Act, 2013 which provide for punishment for fraud, punishment for false statement and punishment for false evidence respectively.

To be digitally signed by

Director



DIN of the director

Attachments

- 1. List of share holders, debenture holders;
- 2. Approval letter for extension of AGM;
- 3. List of Directors;
- 4. Optional Attachment(s), if any;

Attach
Attach
Attach
Attach

List of attachments

List of shareholders 2022.pdf List of Director 2022.pdf
--

Remove Attachment

Modify

Check Form

Prescrutiny

Submit

This eForm has been taken on file maintained by the registrar of companies through electronic mode and on the basis of statement of correctness given by the company

Auto-approved By

--

CHARTERED FINANCE MANAGEMENT PRIVATE LIMITED

(Formerly known as Chartered Finance Management Limited)

CIN: U99999MH1999PTC122702


List of Directors as on 31st March, 2022

DIN	Name of the Directors	Designation	Appointment Date
00398979	Mr. Omprakash Ramgopalji Porwal	Whole Time Director	18/11/1999
00011903	Mr. Arvind Karsandas Bhanushali	Director	18/11/1999
00041874	Mr. S. S. Sudanthiram	Director	01/06/2009
00369321	Mr. Arvind Bhandari	Director	01/02/2011
02272425	Mr. Malay Mukherjee	Director	15/12/2018
07986772	Mr. Gayatri Chaitanya Chinthapalli	Managing Director and CEO	15/11/2021

For and on behalf of the Board

Chartered Finance Management Private Limited

(Formerly known as Chartered Finance Management Limited)



Gayatri Chaitanya Chinthapalli
MD & CEO
DIN: 07986772



Omprakash R. Porwal
Director
DIN: 00398979



Date: 3rd September, 2022

Place: Mumbai



CFM

Chartered Finance Management Private Limited.
(Formerly known as Chartered Finance Management Limited)
2nd Flr, Wakefield House, Spratt Rd,
Ballard Estate, Mumbai - 400 038.
T: (+91-22) 2269 6944

THINK TRUST

www.charteredfinance.in

CIN : U99999MH1999PLC122702

CHARTERED FINANCE MANAGEMENT PRIVATE LIMITED

(Formerly known as Chartered Finance Management Limited)

CIN: U99999MH1999PTC122702

List Of Shareholders as on 31st March, 2022
Class Of Shares: - Equity Shares of Rs.10 Each

Sr. No	Name Of Shareholder	Address	Number of Shares	Share Capital	% of Shareholding
1.	Omprakash R. Porwal HUF	1901, Richmond Tower, Cliff Avenue Hiranandani Gardens, Powai Mumbai 400076	136,200	1,362,000	9.09
2.	Jayprakash Ramgopal Porwal HUF	Main Road, Manwath, Dist. Parbani 431505	112,000	1,120,000	7.47
3.	Shriprakash Porwal HUF	Main Road, Manwath, Dist. Parbani 431505	142,000	1,420,000	9.48
4.	Vijayprakash R. Porwal HUF	Main Road, Manwath, Dist. Parbani 431505	107,650	1,076,500	7.18
5.	Kishore Jayprakash Porwal	Main Road, Manwath, Dist. Parbani 431505	53,000	530,000	3.54
6.	Neela Porwal	1901, Richmond Tower, Cliff Avenue Hiranandani Gardens, Powai Mumbai 400076	66,200	662,000	4.42
7.	Omprakash Porwal	1901, Richmond Tower, Cliff Avenue Hiranandani Gardens, Powai Mumbai 400076	50,450	504,500	3.37
8.	Amol Omprakash Porwal	1901, Richmond Tower, Cliff Avenue Hiranandani Gardens, Powai Mumbai 400076	53,000	530,000	3.54
9.	Richa Porwal	1901, Richmond Tower, Cliff Avenue Hiranandani Gardens, Powai Mumbai 400076	53,150	531,500	3.55
10.	Arvind Bhandari	C-8/1 Second Floor, Vasant Vihar-1, South West Delhi - 110057	18,000	180,000	1.20
11.	Premlata Bhandari	C-8/1 Second Floor, Vasant Vihar-1, South West Delhi - 110057	43,350	433,500	2.89
12.	Arvind K. Bhanushali HUF	C- 34, Konark Indraprastha, Sarvodaya Nagar, Mulund(W), Mumbai 400080.	100,000	1,000,000	6.67
13.	Deepali Arvind Bhanushali	C- 34, Konark Indraprastha, Sarvodaya Nagar, Mulund(W), Mumbai 400080	1,00,000	10,00,000	6.67
14.	Velji Karsandas Mange	C- 34, Konark Indraprastha, Sarvodaya Nagar, Mulund(W), Mumbai 400080	120,000	1,200,000	8.01
15.	Shubh Nirman Private Limited	97, Ashok Nagar Udaipur Rajasthan 313001	18,500	185,000	1.23
16.	APB Exim Private Limited	97, Ashok Nagar Udaipur Rajasthan 313001	70,000	700,000	4.67



CFM



Chartered Finance Management Private Limited.
(Formerly known as Chartered Finance Management Limited)
2nd Flr, Wakefield House, Spratt Rd,
Ballard Estate, Mumbai - 400 038.
T. (+91-22) 2269 6944

THINK TRUST

www.charteredfinance.in


CIN : U99999MH1999PLC122702


17.	NOP Properties Private Limited	Office No II-B, Mezzanine Floor, 289, Emca House Shahid Bhagat Singh Road, Fort, Mumbai 400001	80,000	800,000	5.34
18.	Sugandh Management Consultancy & Economic Studies	P.O. Box No.12850, Dubai, UAE	175,000	1,750,000	11.68
TOTAL			1,498,500	14,985,000	100

For and on behalf of the Board

Chartered Finance Management Private Limited

(Formerly known as Chartered Finance Management Limited)



Gayatri Chaitanya Chinthapalli
 MD & CEO
 DIN: 07986772


Omprakash R. Porwal
 Director
 DIN: 00398979



Date: 3rd September, 2022

Place: Mumbai



CFM

Chartered Finance Management Private Limited.
 (Formerly known as Chartered Finance Management Limited)
 2nd Flr, Wakefield House, Spratt Rd,
 Ballard Estate, Mumbai - 400 038.
 T: (+91-22) 2269 6944

THINK TRUST

www.charteredfinance.in

CIN : U99999MH1999PLC122702